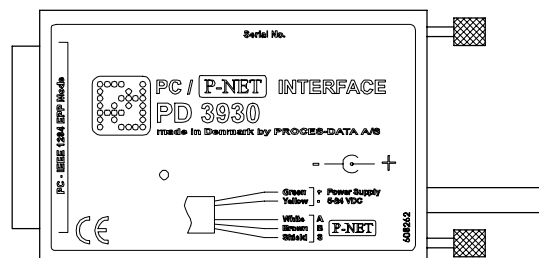


PD 3930 PC P-NET INTERFACE

FEATURES

- Integrates PC's running VIGO 4.00 or higher, with P-NET.
- PC parallel port interface.
- Fully configurable via P-NET.
- Baud rates 1200, 9600 or 76800.
- Galvanically isolated P-NET port.
- P-NET Fieldbus Communication, European standard EN 50170, Vol. 1.
- Multi-master P-NET interface.
- IP50 mounting box.
- EMC approved (89/336/EEC).



49028801

APPLICATION

The PD 3930 is a communication module, providing an interface from the P-NET fieldbus to PC's running the Microsoft Windows 95/98/NT operating systems. The module has a parallel port interface, enabling any standard desktop, laptop or single board PC with parallel port to be connected to the P-NET fieldbus, and hence be used in applications such as process and factory automation, machine control, data acquisition etc.

SYSTEM DESCRIPTION

The PD 3930 PC P-NET interface module provides an interface between the P-NET Fieldbus and a standard PC running VIGO version 4.00 or higher. It is connected to P-NET via a shielded 4-wire twisted pair cable, and has a built in DSUB/25 male connector for connecting to a parallel port on the PC.

Power to the module is supplied either by means of a mini jack connector, or via the twisted pair cable also used for P-NET connection. If supplied by means of the mini jack connector, power might be able to be supplied from the PS2 connector for mouse or keyboard on the PC, provided the PC is able to deliver 350 mA at 5V (400 mA at power up).

The PD 3930 is connected to the PC via a standard IEEE 1284 parallel port. It can be plugged directly into the parallel port, or by means of an IEEE 1284 approved cable with a maximum length of 1.5 m.

The PD 3930 can act as a P-NET master and as a P-NET slave. The module has 2 channels, - the Service Channel (channel 0) and the Communication Channel (channel 1).

The Service channel, which is mandatory in all P-NET modules, holds general information about the module, such as ID, serial number, P-NET node address and error status of the complete module.

The Communication channel holds all data applicable to the P-NET port set up (P-NET node address, baud rate etc.). The Communication channel also holds the error status of the channel. Errors reported include configuration errors, communication errors and module errors.

SPECIFICATIONS (applicable throughout all required EMI conditions):

Power supply:

Voltage: Nom. 24.0 V DC, min. 5.0 V DC, max. 28.0 V DC
 Consumption: Max. 1.6 W, 350 mA @ 5.0 V DC, max. 400 mA @ power up
 Power is supplied via the interface cable, or by means of the built-in mini jack connector.

Ambient Conditions:

Temperature:

Operation: -25 to +70 C
 Storage: -40 to +85 C

Humidity:

Rel. humidity: max. 95 %

Sealing: IP50

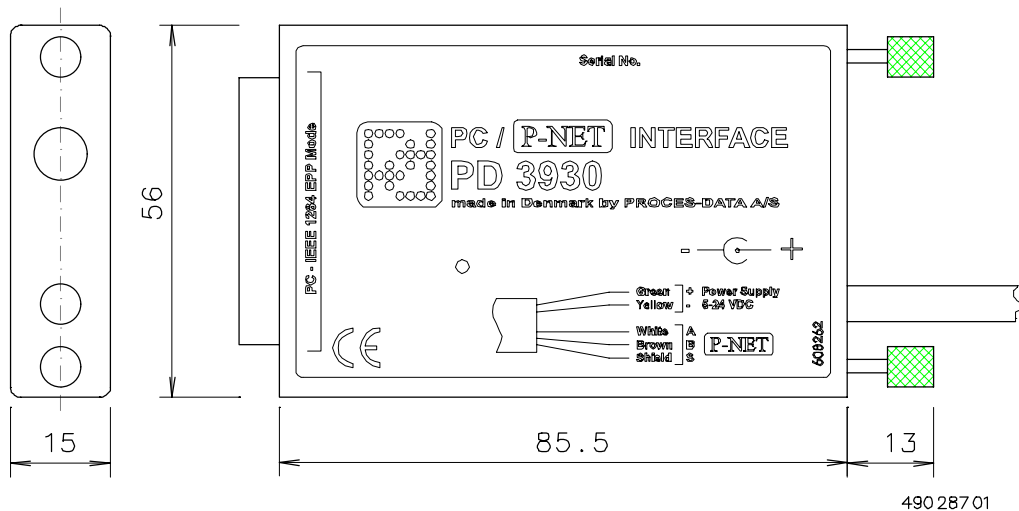
Enclosure: Black anodized aluminum with polycarbonate front foil.

Weight: 150 gram

Communication Interfaces:

Interface cable: 3 m for connection to P-NET (galvanically isolated).
 PC interface: IEEE 1284 (parallel port).


Scale Drawing (in mm)



PD 3930 is approved in compliance with the EMC-directive no 89/336/EEC. Test limits are determined by the generic standards EN 50081-1 for emission and EN 50082-2 for immunity. PD 3930 is approved in compliance with the IEC 68-2-6 Test Fc standard for vibration.

Produced by:

Distributed by:



PROCES-DATA A/S

NAVERVEJ 8 - DK-8600 SILKEBORG
 TEL. +45-87 200 300 - FAX +45-87 200 301